

# Compression Connections

## Type YA-A Installation Tooling Table Mechanical/Ratchet (Dedicated Die or Requiring Dies)

Catalog Number Type	Wire Size	Wire Strip Length	Color Code and Die Index Number	Mechanical & Ratchet Dies Required (# Crimps)		Mechanical & Ratchet Dedicated Die Tools # Crimps	
	Class B, C Conductor (AL/CU)			MD6 and MD7 Series	OUR840	MY28 and MY29 Series	MRC840AL
YA8CA-	#8 AWG	5/8	Blue 374	X8CART (2) W374 (1)	X8CART (2)	1 Crimp	1 Crimp
YA6CA-	#6 AWG	3/4	Gray 346	X6CART (2)	X6CART (2)	1 Crimp	1 Crimp
			No Color 161	W161 (1)	X161 (2)	—	—
YA4CA-	#4 AWG	1	Green 375	X4CART (3)	X4CART (3)	1 Crimp	2 Crimps
			No Color 162	W162 (3)	—	—	—
YA2CA-	#2 AWG	1-1/4	Pink 348	X2CART (4)	X2CART (4)	2 Crimps	2 Crimps
			No Color 163	W163 (3)	—	—	—
			No Color 239	W239 (2)	X239 (4)	—	—
YA1CA-	#1 AWG	1-1/16	Gold 471	X1CART (3)	X1CART (3)	2 Crimps	2 Crimps
			No Color 163	W163 (3)	—	—	—
YA25A-	1/0 AWG	1-3/16	Tan 296	X25ART (4)	X25ART (4)	2 Crimps	2 Crimps
			No Color 241	W241 (2)	X241 (4)	—	—
YA26A-	2/0 AWG	1-3/8	Olive 297	X26ART (4) WBG (2)	X26ART (4) XBG (4)	2 Crimps	3 Crimps
			No Color 245	W245 (3)	X245 (4)	—	—
YA27A-	3/0 AWG	1-1/2	Ruby 467	X27ART (4)	X27ART (4)	2 Crimps	3 Crimps
			No Color 166	W166 (4)	—	—	—
YA28A-	4/0 AWG	1-5/8	White 298	X28ART (6)	X28ART (6)	2 Crimps	3 Crimps
			No Color 660	W660 (3)	X660 (8)	—	—
YA29A-	250 kcmil	1-5/8	Red 324	—	—	—	—
YA30A-	300 kcmil	1-3/4	Blue 470	—	—	—	—
YA31A-	350 kcmil	2-1/8	Brown 299	W31ART (4)	—	—	—
YA32A-	400 kcmil	2-1/2	Green 472	—	—	—	—
YA34A-	500 kcmil	2-5/8	Pink 300	—	—	—	—
YA36A-	600 kcmil	2-7/8	Black 473	—	—	—	—
YA39A-	700 - 750 kcmil	2-7/8	Yellow 936	—	—	—	—
YA40A-	800 kcmil	3	Gray 474	—	—	—	—
YA42A-	900 AL kcmil	2-7/8	Gray 303	—	—	—	—
YA44A-	1000 kcmil	3-1/8	Gray 474	—	—	—	—
YA45A-	1250 kcmil	3-1/8	Brown 302	—	—	—	—
YA46A-	1500 kcmil	3-3/4	Blue 478	—	—	—	—
YA47A-	1750 kcmil	4-3/8	White 587	—	—	—	—
YA48A-	2000 kcmil	4-1/8	Red 479	—	—	—	—

**Type YA-A Installation Tooling Table  
Hydraulic (Requiring Dies)**
**Compression Connections**

Catalog Number Type	Wire / Conductor Size		Color Code Die Index	Hydraulic Tools - Dies Required (# Crimps)				
	Class B, C (AL/CU)	Wire Strip Length		MD6, 600, 500 Series	750, 35 Series	45 Series Use PT6515 with U Dies	46 Series Use PUADP1 with U Dies	60 Series
YA8CA-	#8 AWG	5/8	Blue 374	X8CART (2) W374 (1)	U8CABT (1)	U8CABT (1)	U8CABT (1)	—
YA6CA-	#6 AWG	3/4	Gray 346	X6CART (2)	U6CABT (1)	U6CABT (1)	U6CABT (1)	—
			No Color 161	W161 (1) X161 (2)	—	—	—	—
YA4CA-	#4 AWG	1	Green 375	X4CART (3)	U4CABT (1)	U4CABT (1)	U4CABT (1)	—
			No Color 162	W162 (3)	—	—	—	—
YA2CA-	#2 AWG	1-1/4	Pink 348	X2CART (4)	U2CABT (1)	U2CABT (1)	U2CABT (1)	—
			No Color 163	W163 (3)	—	—	—	—
			No Color 239	W239 (2) X239 (4)	—	—	—	—
YA1CA-	#1 AWG	1-1/16	Gold 471	X1CART (3)	U1CART (1)	U1CART (1)	U1CART (1)	—
			No Color 163	W163 (3)	—	—	—	—
YA25A-	1/0 AWG	1-3/16	Tan 296	X25ART (4)	U25ART (1)	U25ART (1)	U25ART (1)	—
			No Color 241	X241 (2)	—	—	—	—
YA26A-	2/0 AWG	1-3/8	Olive 297	X26ART (4) WBG (2)	U26ART (2)	U26ART (2)	U26ART (2)	—
			No Color 245	W245 (3) X245 (4)	—	—	—	—
YA27A-	3/0 AWG	1-1/2	Ruby 467	X27ART (4)	U27ART (2)	U27ART (2)	U27ART (2)	—
			No Color 166	W166 (4)	—	—	—	—
YA28A-	4/0 AWG	1-5/8	White 298	X28ART (6)	U28ART (2)	U28ART (2)	U28ART (2)	L28ART (1)
			No Color 660	W660 (3) X660 (8)	—	—	—	—
YA29A-	250 kcmil	1-5/8	Red 324	—	U29ART (2)	U29ART (2)	U29ART (2)	L29ART (1)
YA30A-	300 kcmil	1-3/4	Blue 470	—	U30ART (2)	U30ART (2)	U30ART (2)	L30ART (1)
YA31A-	350 kcmil	2-1/8	Brown 299	W31ART (4)	U31ART (2)	U31ART (2)	U31ART (2)	L31ART (1)
YA32A-	400 kcmil	2-1/2	Green 472	—	U32ART (4)	U32ART (4)	U32ART (4)	L32ART (2)
YA34A-	500 kcmil	2-5/8	Pink 300	—	U34ART (4)	U34ART (4)	U34ART (4)	L34ART (2)
YA36A-	600 kcmil	2-7/8	Black 473	—	U36ART (4)	U36ART (4)	U36ART (4)	L36ART (2)
YA39A-	700 - 750 kcmil	2-7/8	Yellow 936	—	U39ART2 (4)	U39ART2 (4)	U39ART2 (4)	L39ART2 (2)
YA40A-	800 kcmil	3	Gray 474	—	—	S40ART (4)	P40ART (4)	L40ART (2)
YA42A-	900 AL kcmil	2-7/8	Gray 303	—	—	U42ART (4)	U42ART (4)	—
YA44A-	1000 kcmil	3-1/8	Gray 474	—	—	S44ART (4)	P44ART (4)	L44ART (2)
YA45A-	1250 kcmil	3-1/8	Brown 302	—	—	S44ART (4)	P44ART (4)	L44ART (2)
YA46A-	1500 kcmil	3-3/4	Blue 478	—	—	—	—	L46ART (2)
YA47A-	1750 kcmil	4-3/8	White 587	—	—	—	—	L47ART (2)
YA48A-	2000 kcmil	4-1/8	Red 479	—	—	—	—	L48ART (2)

1-800-465-7051 (Canada)  
1-603-647-5299 (International)



C-195

# Compression Connections

Type YA-A Installation Tooling Table  
Hydraulic (Dieless)

Catalog Number Type	Wire / Conductor Size		Wire Strip Length	Color Code Die Index	Hydraulic Tools - Dieless # Crimps			
	Class B, C (AL/CU)	Copper Clad Aluminum (CCA) <i>Only for use with 644 / 444S Series</i>			81K, 4PC Series	644 Series	444S Series	Y644MBH Remote Head
YA8CA-	#8 AWG	—	5/8	Blue 374	1 Crimp	—	—	—
YA6CA-	#6 AWG	—	3/4	Gray 346	1 Crimp	1 Crimp	—	1 Crimp
				No Color 161	—	—	—	—
YA4CA-	#4 AWG	—	1	Green 375	1 Crimp	1 Crimp	1 Crimp	1 Crimp
				No Color 162	—	—	—	—
YA2CA-	#2 AWG	—	1-1/4	Pink 348	2 Crimps	1 Crimp	1 Crimp	1 Crimp
				No Color 163	—	—	—	—
				No Color 239	—	—	—	—
YA1CA-	#1 AWG	—	1-1/16	Gold 471	2 Crimps	1 Crimp	1 Crimp	1 Crimp
				No Color 163	—	—	—	—
YA25A-	1/0 AWG	—	1-3/16	Tan 296	2 Crimps	1 Crimp	1 Crimp	1 Crimp
				No Color 241	—	—	—	—
YA26A-	2/0 AWG	—	1-3/8	Olive 297	2 Crimps	1 Crimp	1 Crimp	1 Crimp
				No Color 245	—	—	—	—
YA27A-	3/0 AWG	—	1-1/2	Ruby 467	2 Crimps	1 Crimp	1 Crimp	1 Crimp
				No Color 166	—	—	—	—
YA28A-	4/0 AWG	—	1-5/8	White 298	2 Crimps	1 Crimp	1 Crimp	1 Crimp
				No Color 660	—	—	—	—
YA29A-	250 kcmil	—	1-5/8	Red 324	2 Crimps	1 Crimp	1 Crimp	1 Crimp
YA30A-	300 kcmil	4/0 AWG CCA DLO (329/22)	1-3/4	Blue 470	2 Crimps	1 Crimp	1 Crimp	1 Crimp
YA31A-	350 kcmil	250 kcmil CCA DLO (399/22)	2-1/8	Brown 299	3 Crimps	1 Crimp	1 Crimp	1 Crimp
YA32A-	400 kcmil	—	2-1/2	Green 472	4 Crimps	1 Crimp	1 Crimp	1 Crimp
YA34A-	500 kcmil	350 kcmil CCA DLO (779/22)	2-5/8	Pink 300	4 Crimps	1 Crimp	1 Crimp	1 Crimp
YA36A-	600 kcmil	500 kcmil CCA DLO (779/22)	2-7/8	Black 473	4 Crimps	1 Crimp	1 Crimp	1 Crimp
YA39A-	700 - 750 kcmil	600 kcmil CCA DLO (925/22)	2-7/8	Yellow 936	4 Crimps	1 Crimp	1 Crimp	1 Crimp
YA40A-	800 kcmil	—	3	Gray 474	—	1 Crimp	1 Crimp	1 Crimp
YA42A-	900 AL kcmil	—	2-7/8	Gray 303	—	2 Crimps	2 Crimps	2 Crimps
YA44A-	1000 kcmil	750 kcmil CCA DLO (1184/22) 800 kcmil CCA DLO (1258/22)	3-1/8	Gray 474	—	—	1 Crimp	1 Crimp
YA45A-	1250 kcmil	900 kcmil CCA DLO (1406/22) 1000 kcmil CCA DLO (1554/22)	3-1/8	Brown 302	—	—	—	—
YA46A-	1500 kcmil	—	3-3/4	Blue 478	—	—	—	—
YA47A-	1750 kcmil	—	4-3/8	White 587	—	—	—	—
YA48A-	2000 kcmil	—	4-1/8	Red 479	—	—	—	—

C-196



www.burndy.com  
1-800-346-4175 (US)

## Type YA-A Installation Instructions

# Compression Connections

### Installation Instructions

Installation instructions help the installer understand proper wire preparation, proper insertion requirements, crimp zone location, individual crimp location, crimp order and crimp direction, to ensure safe and reliable wire connections. In order to obtain a UL Listing BURNDY certifies its products using the BURNDY Engineered System and select other crimp tool manufacturers in accordance with one or more UL categories.

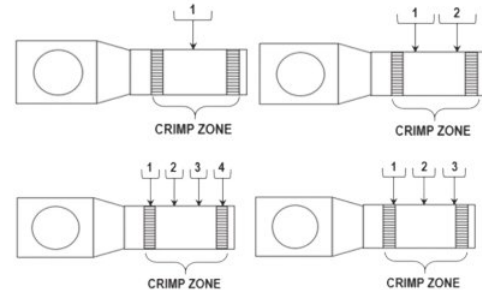
#### Aluminum Installation Steps:

- Select the appropriate connector based on:
  - Wire Material
  - Wire Construction
  - Wire Size
- Strip the insulation to the appropriate wire strip length, based on the table's Wire Strip Length recommendation for the selected connector. Due to tolerances in the connector, wire strip length, and insulation stripping tools, this range may be 0" - 1/4". The exposed wire, also known as a "shiner", has no performance impact on the connection and there is no wire exposure requirement by BURNDY.
- Wire brush the bare conductor to remove any oxides. DO NOT wire brush tin-plated connectors.
- Apply PENETROX™ A13 oxide inhibitor to the bare conductor.
- Insert the conductor into the barrel for the full length. The connector barrel is filled with PENETROX™ A13, so be aware of the following:
  - Oxide inhibitor may discharge from the barrel when wire is fully inserted.
  - Oxide inhibitor may cause resistance that could feel like the wire is fully inserted. Ensure you insert the wire with enough force to penetrate the oxide inhibitor barrier until you reach the full wire insertion distance.
- Apply the proper number of crimps based on the installation tooling requirements. Use the illustrations as a guide on crimp placement and direction for the proper number of crimps.
- Remove excess PENETROX™ A13 that may discharge during installation.

\*For simplicity, the images show a 1-hole connector, however, connectors are available in 1-hole, 2-hole or more hole patterns.

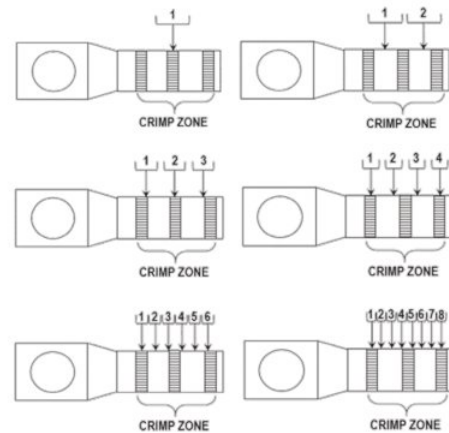
#### CATALOG NUMBER DESIGNATIONS

YA8CA-	YA6CA-	YA4CA-	YA2CA-	YA1CA-	YA25A-
--------	--------	--------	--------	--------	--------



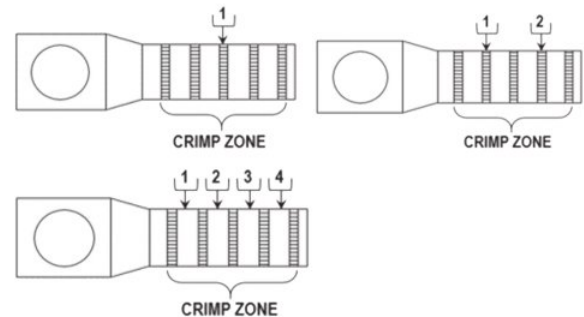
#### CATALOG NUMBER DESIGNATIONS

YA26A-	YA27A-	YA28A-	YA29A-	YA30A-	YA31A-
YA39AM-	YA40A-	YA44A-	YA45A-	YA46A-	YA48A-



#### CATALOG NUMBER DESIGNATIONS

YA32A-	YA34A-	YA36A-	YA39A-	YA42A-
--------	--------	--------	--------	--------



1-800-465-7051 (Canada)  
1-603-647-5299 (International)

 **BURNDY**®

C-197